

# Air Conditioning

## Product Information

WY Series (22.4-56kW)  
Heat Pump, Water Cooled  
Condensing Unit

Making a  
World of  
Difference

CITY MULTI



Ideal where outdoor space is limited, building heat recovery and efficiency is demanded and a water loop is available, City Multi WY Water Cooled models provide the ultimate solution for open plan spaces.

First developed 15 years ago, the City Multi Water Cooled system utilises water instead of air as an energy transfer medium, but benefits from all the same technology and flexibility of an air sourced VRF.

### Key Features

- High efficiency, modular systems, with ability to recover energy between units on the water circuit, in either a closed loop or open loop building or ground source application
- Benefits from all wide indoor unit range and advanced control options
- Very low impact footprint and service space requirements, ideal for internal location



Cooling | Heating | Ventilation | Controls

# Air Conditioning

## Product Information

WY Series (22.4-56kW)  
Heat Pump, Water Cooled  
Condensing Unit

Making a  
World of  
Difference

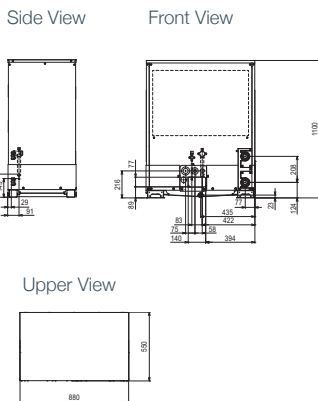


CONDENSING UNITS		PQHY-P200YLM-A	PQHY-P250YLM-A	PQHY-P300YLM-A	PQHY-P350YLM-A	PQHY-P400YLM-A	PQHY-P400YSLM-A	PQHY-P450YLM-A	PQHY-P450YSLM-A	PQHY-P500YLM-A	PQHY-P500YSLM-A
CAPACITY (kW)	Heating (nominal)	25.0	31.5	37.5	45.0	50.0	50.0	56.0	56.0	63.0	63.0
	Cooling (nominal)	22.4	28.0	33.5	40.0	45.0	45.0	50.0	50.0	56.0	56.0
POWER INPUT (kW)	Heating (nominal)	3.97	5.08	6.25	7.53	8.37	7.94	9.79	6.24	11.43	10.16
	Cooling (nominal)	3.71	4.90	6.04	7.14	8.03	7.70	9.29	5.69	11.17	10.12
OPERATING WATER VOLUME (m³/h)		3.0 ~ 7.2	3.0 ~ 7.2	3.0 ~ 7.2	4.5 ~ 11.6	4.5 ~ 11.6	3.0 + 3.0 ~ 7.2 + 7.2	4.5 ~ 11.6	3.0 + 3.0 ~ 7.2 + 7.2	4.5 ~ 11.6	3.0 + 3.0 ~ 7.2 + 7.2
GUARANTEED OPERATING RANGE (°C) Heating / Cooling		-5~45 / -5~45	-5~45 / -5~45	-5~45 / -5~45	-5~45 / -5~45	-5~45 / -5~45	-5~45 / -5~45	-5~45 / -5~45	-5~45 / -5~45	-5~45 / -5~45	-5~45 / -5~45
COP / EER (nominal)		6.29 / 6.03	6.20 / 5.71	6.25 / 5.54	5.97 / 5.60	5.97 / 5.60	6.29 / 5.84	5.72 / 5.38	6.24 / 5.69	5.51 / 5.01	6.20 / 5.53
SCOP / SEER*		-	-	-	-	-	-	-	-	-	-
MAX NO. OF CONNECTABLE INDOOR UNITS		17	21	26	30	34	36	39	39	43	43
MAX CONNECTABLE CAPACITY		50 ~ 130%	50 ~ 130%	50 ~ 130%	50 ~ 130%	50 ~ 130%	50 ~ 130%	50 ~ 130%	50 ~ 130%	50 ~ 130%	50 ~ 130%
PIPE SIZE mm (in)	Gas	19.05 (3/4")	22.2 (7/8")	22.2 (7/8")	28.58 (1 1/8")	28.58 (1 1/8")	28.58 (1 1/8")	28.58 (1 1/8")	28.58 (1 1/8")	28.58 (1 1/8")	28.58 (1 1/8")
	Liquid	9.52 (3/8")	9.52 (3/8")**	9.52 (3/8")**	12.7 (1/2")	15.88 (5/8")	15.88 (5/8")	15.88 (5/8")	15.88 (5/8")	15.88 (5/8")	15.88 (5/8")
SOUND PRESSURE LEVEL (dBA)		46	48	54	52	52	49	54	50	54	51
SOUND POWER LEVEL (dBA)		60	62	68	66	66	63	70	64	70.5	65
WEIGHT (kg)		174	174	174	217	217	174 + 174	217	174 + 174	217	174 + 174
DIMENSIONS (mm)	Width	880	880	880	880	880	880 + 880	880	880 + 880	880	880 + 880
	Depth	550	550	550	550	550	550	550	550	550	550
	Height	1100	1100	1100	1450	1450	1100	1450	1100	1450	1100
ELECTRICAL SUPPLY <sup>2</sup>		380-415v, 50Hz	380-415v, 50Hz	380-415v, 50Hz	380-415v, 50Hz	380-415v, 50Hz	380-415v, 50Hz	380-415v, 50Hz	380-415v, 50Hz	380-415v, 50Hz	380-415v, 50Hz
PHASE <sup>2</sup>		Three	Three	Three	Three	Three	Three	Three	Three	Three	Three
STARTING CURRENT (A)		8	8	8	8	8	8 / 8	8	8 / 8	8	8 / 8
NOMINAL SYSTEM RUNNING CURRENT (A) <sup>2</sup> Heating / Cooling [MAX]		6.1 / 5.7 [16.1]	7.8 / 7.5 [16.1]	9.6 / 9.3 [18.6]	11.6 / 11.0 [23.1]	12.9 / 12.4 [27.6]	12.2 / 11.9 [16.1 + 16.1]	15.1 / 14.3 [32.9]	13.8 / 13.5 [16.1 + 16.1]	17.6 / 17.2 [39.2]	15.7 / 15.6 [16.1 + 16.1]
FUSE RATING (BS88) - HRC (A) <sup>2</sup>		1 x 20A	1 x 20A	1 x 20A	1 x 25A	1 x 32A	1 x 20A / 1 x 20A	1 x 40A	1 x 20A / 1 x 20A	1 x 40A	1 x 20A / 1 x 20A
MAINS CABLE No. Cores <sup>2</sup>		4 + earth	4 + earth	4 + earth	4 + earth	4 + earth	4 + earth	4 + earth	4 + earth	4 + earth	4 + earth
CHARGE REFRIGERANT (kg) / CO <sub>2</sub> EQUIVALENT (t) R410A (GWP: 2059)		5.0 / 10.4	5.0 / 10.4	5.0 / 10.4	6.0 / 12.5	6.0 / 12.5	10.0 / 20.9	6.0 / 12.5	10.0 / 20.9	6.0 / 12.5	10.0 / 20.9
MAX ADDITIONAL REFRIGERANT (kg) / CO <sub>2</sub> EQUIVALENT (t) R410A (GWP: 2059)		21.0 / 43.8	28.0 / 58.5	29.5 / 61.6	41.5 / 86.7	50.0 / 104.4	50.0 / 104.4	51.5 / 107.5	51.5 / 107.5	53.5 / 111.7	53.5 / 111.7

Notes: \*SEER/SCOP available separately in the 'City Multi VRF Seasonal Efficiency' document. Based on Ecodesign Lot 21/6 to EN14825 standard. <sup>1</sup>A separate power supply is required for each module. Where more than one figure is quoted there are multiple modules. These products are made to order, please consult your local sales office for delivery schedule.

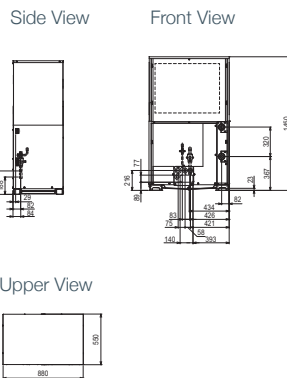
### PRODUCT DIMENSIONS

#### PQHY-P200/250/300YLM-A



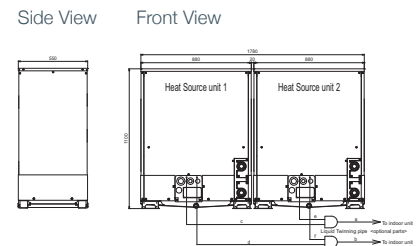
### PRODUCT DIMENSIONS

#### PQHY-P350/400/450/500YLM-A



### PRODUCT DIMENSIONS

#### PQHY-P400/450/500YSLM-A



Telephone: 01707 282880  
email: [air.conditioning@meuk.mee.com](mailto:air.conditioning@meuk.mee.com)  
web: [airconditioning.mitsubishielectric.co.uk](http://airconditioning.mitsubishielectric.co.uk)

UNITED KINGDOM Mitsubishi Electric Europe Living Environment Systems Division  
Travellers Lane, Hatfield, Hertfordshire, AL10 8XB, England General Enquiries Telephone: 01707 282880 Fax: 01707 278881

IRELAND Mitsubishi Electric Europe Westgate Business Park, Ballymount, Dublin 24, Ireland  
Telephone: Dublin (01) 419 8800 Fax: Dublin (01) 419 8890 International code: (003531)

Country of origin: United Kingdom - Japan - Thailand - Malaysia. ©Mitsubishi Electric Europe 2019. Mitsubishi and Mitsubishi Electric are trademarks of Mitsubishi Electric Europe B.V. The company reserves the right to make any variation in technical specification to the equipment described, or to withdraw or replace products without prior notification or public announcement. Mitsubishi Electric is constantly developing and improving its products. All descriptions, illustrations, drawings and specifications in this publication present only general particulars and shall not form part of any contract. All goods are supplied subject to the Company's General Conditions of Sale, a copy of which is available on request. Third-party product and brand names may be trademarks or registered trademarks of their respective owners.

Note: The fuse rating is for guidance only. Please refer to the relevant databook for detailed specification. It is the responsibility of a qualified electrician/electrical engineer to select the correct cable size and fuse rating based on current regulation and site specific conditions. Mitsubishi Electric's air conditioning equipment and heat pump systems contain a fluorinated greenhouse gas, R410A (GWP:2088), R32 (GWP:675), R407C (GWP:1774) or R134a (GWP:1430). \*These GWP values are based on Regulation (EU) No 517/2014 from IPCC 4th edition. In case of Regulation (EU) No.626/2011 from IPCC 3rd edition, these are as follows: R410A (GWP:1975), R32 (GWP: 550), R407C (GWP:1650) or R134a (GWP:1300).



[www.greengateway.mitsubishielectric.co.uk](http://www.greengateway.mitsubishielectric.co.uk)  
Mitsubishi Electric UK's commitment to the environment

Follow us @meuk\_Jes  
Follow us @green\_gateway

Mitsubishi Electric  
Living Environmental Systems UK

[mitsubishielectric2](https://www.youtube.com/channel/UCm5b1v1v1v1v1v1v1v1v1v1)

[thehub.mitsubishielectric.co.uk](http://thehub.mitsubishielectric.co.uk)

Effective as of February 2019